



Dealer
Equipment

1-800-GM-TOOLS

Service Equipment

HUNTER
Engineering Company



Tire Store

PRO-CUT
EQUIPMENT COMPANY



Maintenance
& Repair



Vehicle
Care

GLOBAL PAPERSOLUTIONS
Great Paper Solutions
Great Paper Start Here




Body Shop

MIDTRONICS



General
Shop

WARRANTY ADMINISTRATION
Solutions



Warranty
Service



Register
Today!

It only takes
a few minutes!

- Log-in for promotional pricing every time you visit GMDESolutions.com
- Check out the latest Techline IT Solutions
- Check your email today for exclusive offers and special promotions!



#7001055G

WIN!

We're giving away a MDI!
A \$999 Value!

No purchase necessary. We're drawing winners from all registered users at GMDESolutions.com. If you've already registered, you're already eligible to win.

Not registered yet? Register today for your chance to WIN!
Offer valid through Sept. 30, 2010.

WinAlign® 11 Fully Integrated Alignment

WinAlign 11 fully integrates the functions of the console, sensors and lift into one highly efficient alignment system.

The FIA concept represents an alignment bay design engineered to minimize steps and streamline the entire process for maximum productivity by automating manual tasks and simplifying procedures.



Optional PowerSlide system auto-locks turnplates and slipplates, removing the hassle of lock-pins.



Set tire pressure quickly without cumbersome hoses and gauges with optional Inflation Station.



Optional lift brackets store targets and adapters within arm's reach of each wheel to save steps.



Instantly recall specs and vehicle-specific procedures with a VIN bar code scanner (sold separately).



WinAlign software includes the most extensive vehicle information database in the industry and vehicle-specific procedures to guide alignments.



Lift-activated cameras provide instantaneous adjustment updates.



HUNTER
Engineering Company

FIA Fully Integrated
Alignment

Equipment shown:

700-WA245

Console

700-HS401FC

Sensors

700-RX12XL-IS

Scissor Lift

Bar code scanner shown sold separately.

Call for Pricing!

Fully Integrated Alignment Lift Options


RX Scissor Lift



FEATURES:

- Space-saving design.
- Available in 9,000- and 12,000-lb. capacities.
- Optional PowerSlide auto-locking turnplates and slipplates.
- Optional Inflation Station hose reels.
- Optional AlignLights under-vehicle lighting system.

#700-RX-12-L-43



Save more space with a flush-mount installation. Flush-mount installation is available for all RX models at no extra charge.

NEW! L441 Four-Post Lift



FEATURES:

- Massive 18,000-lb. lifting capacity.
- Widest runways and most powerful motor of any comparable four-post lift on the market.
- Optional PowerSlide auto-locking turnplates and slipplates.
- Optional Inflation Station hose reels.
- Optional AlignLights under-vehicle lighting system.

#700-L441-43

Hunter has additional alignment consoles, sensors and lifts available. Contact your local GMDE representative for more information.

Special Trade-in Offer on John Bean Alignment Systems!

Arago V3D Imaging Alignment System

**SAVE \$5,275!
With Trade-in**



Includes:
DigiSmart Camera System and 26" Monitor

119-EEWA550AL

Promo Price
\$23,275⁰⁰

After Trade-in
\$18,000^{00*}

**Trade-in product must be alignment equipment only; no holds or future shipments.*

V3D¹ and V3D² Imaging Alignment Systems

**SAVE \$4,579!
With Trade-in**



Includes
Variable-Height Camera Support

119-EEWA545AL

Promo Price
\$19,079⁰⁰

After Trade-in
\$14,500^{00*}

Also Available:

119-EEWA546AL

Promo Price
\$21,370⁰⁰

After Trade-in
\$16,500^{00*}

**SAVE \$4,870!
With Trade-in**

**Trade-in product must be alignment equipment only; no holds or future shipments.*

The V3D¹ and V3D² imaging alignment systems leverage patented imaging technology to provide accurate, real-time measurements that reduce setup and measurement times and generate serious productivity benefits. This proven technology is matched with easy-to-use software that will have your technicians getting readings in a matter of minutes.

Features

- Ergonomic: Measures at multiple lift heights.
- Adaptable: Works on non-level surfaces.
- Easy-to-Use: Software guides the technician step-by-step through the alignment process and shows progress in real-time.
- Fast: Setup to readings in under 2 minutes.
- For more advanced capabilities including measurements of Scrub Radius*, Rolling Radius* and Caster Trail*, consider the V3D².

*Patented and/or Patent-Pending Feature

119-EEWA545AL

Arago V3D¹ Aligner

\$19,079.00

List Price \$19,754.00

119-EEWA546AL

Arago V3D² Aligner

\$21,370.00

List Price \$22,128.00

FIRST IN IMAGING TECHNOLOGY!

The Arago V3D is the industry's fastest, most accurate imaging aligner and is ideal for high-volume shops or those handling a wide array of vehicles.

Features

- Ultra™ High-Definition (HD) cameras provide accurate, live measurements during the alignment process, allowing the technician to get immediate feedback on adjustments and guaranteeing precise results. They are also self-positioning, enabling them to adjust for surfaces that are not perfectly level.
- DigiSmart™ camera technology allows the cameras to follow the targets on the vehicle as it is raised and lowered, providing the technician the ability to work at any height – a serious productivity booster that promises less fatigue on your technicians.

119-EEWA550AL

Arago V3D Aligner

\$23,275.00

List Price \$24,099.00

Scissor Alignment Lifts

Scissor lifts are great for alignments because the vehicle's wheels are more accessible than with 4-post lifts. Scissor lifts also use less floor space. Five scissor lifts fit into the same operating space as four 4-post lifts!

All John Bean 10K and 14K Scissor Alignment Lifts have:

- Triple safety systems with air-actuated mechanical locks.
- Twin interlocking mechanical safeties with 18 level and locked positions.
- Large, 72", flush-mount, full-floating rear slip plates that are virtually maintenance-free.
- Open access front-to-rear between runways.
- Two work steps with 8 positions, allowing easy access for under-hood services.
- A low-profile design with 50" approach ramps.
- Flush-mount models available.
- Integrated air kit for Roller Jacks and air tools.
- Met current ANSI/ALI ALCTV-2006 standards.



Also Available:

119-4814605AF

14,000 lb. Surface-Mount Scissor Lift

\$24,149.00

List Price \$37,609.00

\$21,140⁰⁰
#119-4810605AF
List Price \$31,355.00

**Industry
Leading...3 Year Parts
and Labor Warranty
on all John Bean
Products!**



Snap-on

Offer good through 9/30/10 or 3/31/2009

Cash Discounts Available! / Products Are Sold F.O.B. Shipping Point. / Prices Effective Through September 30, 2010.

Ensure a Smooth Ride With Hunter's Enhanced LCD Balancers



#700-RF13

Standard with Road Force and SmartWeight Balancers

TPMS Specs

Hunter's TPMSpecs presents thousands of TPMS reset procedures in a comprehensive, tech-friendly format.

- ✓ Identify each vehicle's sensor type, tools needed and OE reset procedure.
- ✓ Eliminate confusing and costly reference manuals.
- ✓ Prevent comebacks from not knowing proper procedures and techniques.
- ✓ Explain needed service with color printouts.



#700-SW01

Call for Pricing!

Road Force® GSP9700

Hunter's Road Force® diagnostic system performs a simulated road test on the wheel assembly to quickly identify and diagnose tire/rim-related vibration and tire-pull problems.

Exclusive Road Force features:

- The Road Force roller applies up to 1,250 pounds of pressure against the wheel assembly to detect non-balance-related issues. Unlike non-contact measurement, the roller samples the entire footprint of the tire, including the sidewall's contribution to ride quality.
- StraightTrak® LFM (Lateral Force Measurement) assesses the lateral forces in tires that cause pulls and drifts and provides corrective measures to minimize, offset or eliminate the problem.
- The ForceMatching® procedure finds the stiffest area of a tire's sidewall and the lowest spot on a rim to be marked and matched to cancel vibration caused by radial force variation.
- TranzSaver™ compares tire circumferences as specified by OEs to prevent damage to AWD vehicles.



SmartWeight® Balancer

Hunter's SmartWeight balancer packages the capabilities of fast, accurate balancing service in a cost-effective design that will increase the productivity and profitability of any shop.

Exclusive Road Force & SmartWeight features:

- SmartWeight® balancing technology minimizes correction weight usage and maximizes productivity by reducing wheel weight costs by 30% to 40% and speeding service time with more single-spin balances.
- The HammerHead™ TDC and BDC weight placement lasers guide the operator to the precise top-dead-center and bottom-dead-center locations for weight placement. The HammerHead TDC laser is an optional feature and the BDC laser is standard.
- The CenteringCheck® feature ensures a mounted wheel is properly centered to ensure the most accurate balance.
- Automatic Weight Mode Detection eliminates the need for the technician to select balance modes, reducing service time and possible entry errors.
- The optional, integrated wheel lift allows a single technician to easily mount and center heavy wheel assemblies, which helps prevent potential injuries and fatigue.



- New balancer software supports the use of a bar code scanner to instantly access TPMS information by simply scanning the VIN. (Bar code scanner sold separately.)

Price does not include mounting adapters. Adapters sold separately.

Hunter has additional wheel balancers and accessories available. Contact your local GMDE representative for more information.

HUNTER
Engineering Company



Dealer
Equipment

SEE US ON THE WEB AT www.GMDEolutions.com

TIRE STORE

Prevent Damage to Chrome Clad Wheels

GM Service Bulletin #09-03-10-016 recommends using an adjustable flange plate to safely mount and prevent finish damage to Chrome Clad or ChromeTech® wheels when performing balancing service.

Order a Hunter Adjustable Flange Plate Today!

Hunter's Adjustable Flange Plate & Stud Kit

Order 700-20-1839-1

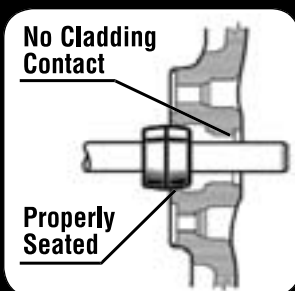
Single-plate, sliding bolt circle design with interchangeable pins provides quick setup and universal fitment.



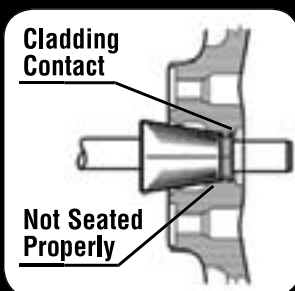
Added Protection of Direct-Fit Collets

Further protect chrome clad wheels and gain improved mounting accuracy with Hunter's Direct-Fit Collets.

Direct-Fit Collets accurately mount the wheel on the hub bore and do not contact the chrome cladding.



Typical high-taper cones protrude through the hub bore, contacting the chrome cladding and preventing proper mounting of the wheel on the hub bore.



Precision Mounting Kit
Order 700-20-2472-1

Includes Adjustable Flange Plate Kit; 8 double-sided, direct-fit collets; collet selection gauges; spacer ring; and clamping cup.



Precision Collet Kit
Order 700-20-2474-1

Includes 8 double-sided, direct-fit collets and collet selection gauges.



Call for Pricing!

HUNTER
Engineering Company

Hunter Has the Perfect Tire Changer to Fit Your Service Profile



#700-TCA34W

Auto34 Tire Changer

Hunter's Auto34 leverless tire changer includes automated functions and unique design elements to service the toughest wheel combinations with effortless operation.

FEATURES:

- The center-clamping wheel support accommodates rims up to 34 inches and adjusts to three clamping heights.
- The self-inserting, ultra-thin tool head safely mounts and demounts tires in one fluid motion, eliminating the need for bead levers.
- The powerful motor exerts over 850 foot-pounds of torque to service even the most stubborn tires beads.
- Bead-loosening rollers gently roll the bead from the rim, yet are strong enough to safely hold the tire stationary to complete match-mounting procedures.
- Only three switches and one foot pedal control virtually all tire changing operations.
- Optional pneumatic wheel lift available.



#700-TCX575

TCX575 Tire Changer

The TCX575 leverless tire changer handles a wide variety of wheels with safe, simple operation.

FEATURES:

- The twin-cylinder tabletop clamping system handles 12- to 30-inch wheels and adjusts to two work positions.
- The patented Bead Press System includes multiple pressing arms and a bottom roller disc to aid in clamping, lubricating, demounting and mounting difficult wheel assemblies.
- The leverless tool head eliminates potential damage to beads and rims.
- The locking lower arm helps demount heavy tires and hold tires in place to complete match-mounting service.
- The powerful motor and unique two-speed drive system operates at a low speed with increased torque to prevent damage to wheels and tire beads when servicing tough combinations.
- Optional pneumatic wheel lift available.



#700-TC3710E

TC3700 Tire Changer

The TC3700 tire changer features work in unison to make easy work of difficult wheel assemblies.

FEATURES:

- The center support provides the flexibility to mount wheels ranging from 10 to 28 inches with the same ease.
- The variable-speed drive system operates at a low speed with increased torque to prevent damage to wheels and tire beads.
- The floating articulated mounting arm and polymer mount head follow the rim closely, reducing stress on the bead.
- The hydraulic bead-loosening rollers gently roll tires off or on rims. With the simple control, a technician can safely hold the tire while spinning the wheel to complete match-mounting.
- Optional pneumatic wheel lift available.

Hunter has additional tire changers and accessories available. Contact your local GMDE representative for more information.

HUNTER
Engineering Company

Call for Pricing!

Hunter Cutting-Edge Brake Service

OCL400 On-Car Rotor Lathes

Hunter's OCL400 on-car rotor lathe effectively eliminates pedal pulsation comebacks while increasing productivity in the brake shop.

The 1-OCL400-LT-GM includes adapters to service most GM vehicles.



#700-OCL400-LT-GM

BL501 Combination Brake Lathes

The Hunter BL501 brake lathe features a unique design that allows the operator to change the setup from rotors to drums and vice versa with unprecedented ease and speed.

A choice of optional HunterPro adapter kits are available to customize the lathe to match the service profile of your shop.

1-BL501D-AB shown with optional HunterPro Level IV adapter kit and storage drawer.



#700-BL501D-AB-GM

HUNTER
Engineering Company

Hunter has additional brake lathes and accessories available. Contact your local GMDE representative for more information.

Quadriga ATC 1000 Fully-Automatic Tire Changer

The Quadriga ATC 1000 is the industry's first truly automatic tire changer. No other tire changer automatically measures tire diameter, uses imaging technology to precisely profile the wheel, automatically positions the tire for hydraulically-driven dual bead breaking, and uses precise motor controls to remove the tire from the wheel.

Features:

- Intelligent, front-mounted wheel lift effortlessly positions the tire on the turntable – standard with tire changer.
- Center-post hydraulic clamp quickly and effortlessly clamps at the center of the wheel, the strongest point.
- Smart Vision™ assures precise, worry-free tire removal and installation, and positions the bead breaker rollers and robotic bead removal tools accurately.
- No-contact upper and lower bead breaker discs smoothly and effortlessly roll the bead off the wheel, unlike shovel-styled bead breakers.
- Best-in-class leverless no-contact mount/demount tools.
- Topside inflation.



\$21,257⁰⁰
#119-EEWH536B
List Price \$25,440.00

**3 year Parts
and Labor Warranty
on all John Bean
Products!**

BFH 800 Fully-Automated Wheel Balancer

The BFH 800 is a fully-automated balancing system that is ideal for high-volume shops and shops that need advanced wheel troubleshooting.

Features:

- Profiling Mode – automatically measures distance, width and diameter in under 6 seconds – guaranteeing the fastest floor-to-floor time in the industry.
- Laser dot identifies the optimal weight placement location, accounting for behind-spoke tape-weight placement, as appropriate.
- Weight Wizard* software tracks wheel weight usage over time to optimize future purchasing – buy only what you actually use!
- Power Clamp feature improves clamping consistency and reduces floor-to-floor cycle time.

*Patented and/or Patent-Pending Feature



\$7,075⁰⁰
#119-EEWB526CP
List Price \$9,643.00

Pegasus ATC 800 Leverless Automated Tire Changer

John Bean's Pegasus ATC 800 Leverless Tire Changer's innovative design provides outstanding performance and productivity, putting it far ahead of the competition. It offers the best value for the money because of features such as laser indexing for fast, one-time positioning of the mount/demount head, a unique bead lifting tool and a host of other features that will make any technician an expert.

Features:

- Laser-indexed leverless demounting.
- No-contact bead breaker.
- Side-mounted wheel lift raises the wheel to the height of the turntable – standard with tire changer.
- Center-post clamping.
- Topside inflation.



\$15,489⁰⁰
#119-EEWH537A
List Price \$18,316.00



Pro-Cut On-Car Brake Lathes



The PFM9.2 DRO brings Pro-Cut's legendary speed and accuracy to a whole new level. Now view the "as cut" run-out live on the digital display as the patented PFM technology adjusts to .001" or less in around 20 seconds! Matching the rotor to the hub is required by GM, and now with the PFM 9.2 DRO, is easier and more accurate than ever! Call for a FREE demo today!


92.5 Features:

- Featuring all new DRO "Live" Digital Run Out! Also, new self timing feature – helps manage cutting bit use and track ROI! Available only on the new PFM9.2!
- Speed-Lock cutting head system with exclusive "Zero" hand tool lathe set up.
- TDS (Tuned Dampening System) Eliminates the need for interrupted and/or variable speed cut systems.
- PFM the only true one button, patented, computerized compensation system available today.
- Adapters available for all cars and medium-duty trucks and including 1 ton!
- Setup and training included!



Enhanced Training & POS Material included with purchase of 38-PFM92.5DRO or 92.2DRO Brake Lathe!

\$8,730⁰⁰
#38-PFM92.5DRO
List Price \$9,255.00



GM Bulletin #00-05-22-002L

Also Available:
38-PFM92.2DRO
PFM 9.2 computerized On-Car Lathe with 2 Adapters
\$8,332.00
List Price \$8,834.00

Brake Tools

Brake Rotor Micrometer English

Universal Application
J-45021
\$261.14



Brake Rotor Washers

J-45101-100
\$34.85



Rotor Resurfacing Kit

J-41013
\$40.61



Dial Indicator

Universal Application
Graduations: .001"
J-45101
\$246.90



Torque Sticks

Universal Application
J-39544-KIT
\$190.80



KENT-MOORE
AN SPX BRAND

Exclusive MDI Extended Warranty Offer!

Protect your MDI investment for years to come!

Contact GMDE at **1-800-GM TOOLS** for Details!

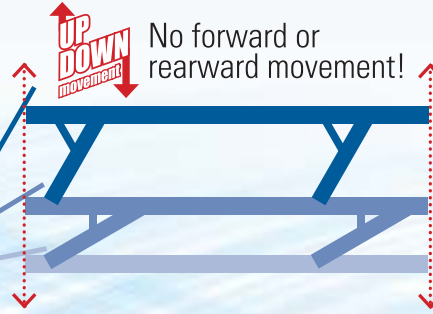


2 Years
\$150⁰⁰
MDIWAR-US-2



ROTARY LIFT
The World's Most Trusted Lift

Shown: 39-YA12-EL1
12,000 lb. capacity with
optional radius gauges

**Models:**

39-YA12-L
12,000 lb. capacity Y-Lift™ alignment rack,
179-1/2" max. wheel base

\$20,355.00 List Price \$21,504.00

39-YA12-EL1

12,000 lb. capacity Y-Lift™ alignment rack,
189-1/2" max. wheel base

\$20,355.00 List Price \$21,504.00

NEW Rotary Y-Lift™ Drive On Alignment Rack!**FEATURES:**

- Faster speed of rise than most comparable lifts.
- Yspace™: full side-to-side and front-to-rear access provides more room to work.
- Goes straight up and down with no forward movement as the lift rises.
- Cylinder, locks and sensors are mounted under runways for protection.
- 4-wheel alignment range of 71-1/2" to 158"

Two-Post Surface Lifts**Productivity Features**

- inbay® models include:
 - Controls on each column with one touch up, down, and lock release.
 - Conventional controls are available.
- Optional higher rise.

Special pricing on Select Two-Post Lifts:

39-A10i-RA

10,000 lb. capacity
inbay with 3-stage arms

\$4,219.00

List Price \$4,565.00

39-SPOA10

10,000 lb. capacity
conventional

\$3,575.00

List Price \$3,867.00

39-SP012RA

12,000 lb. capacity symmetric
lift with 3-stage arms

\$5,964.00

List Price \$6,452.00



Shown: Model 39-A10i
10,000 lb. capacity with
optional accessories and
additional equipment

Surcharge of 3.2% will be added for shipping & handling.

Additional models available, call for details.

CL Challenger Lifts**2-Post Lifts**

Don't turn away service business. Challenger's 2 Lifts in One™ Versymmetric® style lifts safely and properly accommodate 100% of the Top 20 Selling Vehicles. Asymmetric turn column lifts accommodate 70% of these (passenger cars and light trucks), while Symmetric lifts only accommodate 30% of these (full size pickup trucks and SUVs).

67-CL10V3

10,000 lb. Versymmetric 2-Post Lift
with offset 3-stage front arms + 3-stage
rear arms.

67-CL10V3-DPC

10,000 lb. 2-post lift w/dual pendant
controls, includes truck adapter kit.

\$4,446.00

List Price \$4,805.00

67-AR4015EAO

15K 4 post Alignment Rack Package,
includes two RJ7.5 jacks, air line kit,
SS radius gauges and much more.

\$15,730.00

List Price \$16,599.00



Receive an
additional 5% off
on purchases of
6 or more lifts.

Versymmetric®
Plus

2 Lifts
in One™

\$3,699.00

#67-CL10V3
List Price \$4,097.00



\$9,096.00

#67-AV1020WV
List Price \$10,036.00

EnviroLift®
with AquaVantage™

67-AV1020WV

10,000 lb. lifting
capacity w/200 PSI

Inground EnviroLift® with AquaVantage™

- Patented technology runs on compressed air and tap water instead of electricity and oil.
- Large 8-1/4" double walled, anodized aluminum pistons.
- 80" rise height - extra headroom over traditional inground lifts.
- No electric motors, no high pressure cylinders.
- Fewer moving and replacement parts = less maintenance.

67-CS1020WV

10,000 lb. Inground lift with
3-stage front and rear arms.

\$6,879.00

List Price \$7,435.00



\$3,399⁰⁰
#42-48800
List Price \$3,612.00

Also Available:
42-34724
Spin-on filter
\$58.00
List Price \$6800

Setting The Course For Change... The New GM A/C Service Center

The GM CoolTech A/C Service Center contains the latest technology that meets the new stringent SAE standards for recovering, recycling and recharging R-134A refrigerant from a vehicles air conditioning system.

The GM CoolTech combines simple operation with superior accuracy allowing technicians to recover, vacuum, leak test, and charge with the simple push of a button.

- Built-in vehicle system and component flushing capability.
- Automatic menu selectable functionality to clear oil from system.
- Vacuum leak test.
- Automatic refrigerant refill and air purge.
- Refrigerant charging.
- Movable control panel allowing for easy storage.
- Recovers 20% more refrigerant.
- Charge Accuracy $\pm 1/2$ ounce.
- Fully compliant with SAE J-2788 standard.



**Hybrid
Compatible!**

**New SAE
Specifications!**
Please refer to service
document #1993373
for information!

ROBINAIR
AN SPX BRAND

Jump-N-Carry 12V Jump Starter 1700 Peak Amps

Trusted by professionals the world around as their go-to jump starter, the SOLJNC660, with Clore PROFORMER battery, will not disappoint. Ideal for use in a wide variety of jump starting environments, including automotive, marine and industrial – try it once and you'll see why so many technicians will accept only the JNC660. Includes a 12 volt outlet to power accessories and a 1 year limited warranty.

Features and Benefits

- Rugged, durable and reliable 12 Volt jump starting for professional applications.
- Delivers 1700 Peak Amps, 425 cranking amps of jump starting power.
- Long, 46" #4 gauge heavy duty cables allow the unit to be positioned in the ideal location during jump starting.
- Volt gauge provides an accurate, detailed state of charge for the onboard battery.
- Built in charger will never get lost and works with any US extension cord.



\$169⁰⁰
#319-SOLJNC660
List Price \$186.00

Booster Pak 5000

Features and Benefits:

Bring on the power! With a high performance battery and up to 1500 Peak Amps, the ES5000 is the Booster Pac for professionals who need serious starting power. Multiple jumps between charges and 43" cables make the ES5000 as convenient as it is powerful.

- 400 Cranking Amps.
- 22 amp hour battery.
- LED battery status indicator.
- Automatic recharging.
- 43" Heavy-duty cables cold weather rated to -20 degrees.
- DC outlet to power a variety of 12 Volt accessories.
- 1 year limited warranty.



\$179⁰⁰
#319-SOLES5000
List Price \$200.00

SUPPLIED BY: ISN



Dealer
Equipment

SEE US ON THE WEB AT www.GMDEolutions.com

VEHICLE CARE/WARRANTY SERVICE



Easy. Dependable. Quality. with Service to Match



✓ **QUALITY WASHING**
Thirty years of proven history

✓ **EASY TO USE OPERATION**
Simple operation increases efficiency

✓ **QUICKER RESULTS**
Complete wash in 2 minutes or less

✓ **LASTING DURABILITY**
Aluminum frame provides durability

✓ **VALUE PRICING**

Eight (8) **FREE** Monthly
Preventative Maintenance Visits

with the purchase of a new Broadway Car Wash system (\$1600 value)

89-0789
Rollover Car Wash with Retract
\$49,745.00
List Price \$51,501.00

89-0387
Rollover Car Wash – Drive in/back out
\$47,455.00
List Price \$49,120.00

One (1) FREE Preventative Maintenance Visit For Current Broadway Equipment Customers!

WARRANTY ADMINISTRATION

Solutions

Increase:

- ✓ Warranty Revenue
- ✓ Compliance
- ✓ Control
- ✓ Education
- ✓ Support
- ✓ Peace of Mind

Decrease:

- ✓ Warranty Costs
- ✓ Unclaimed Revenue
- ✓ Time on Warranty
- ✓ Chargebacks
- ✓ Rejects
- ✓ Overage Claims



Training



News & Resources



Claims Processing

jlwarranty

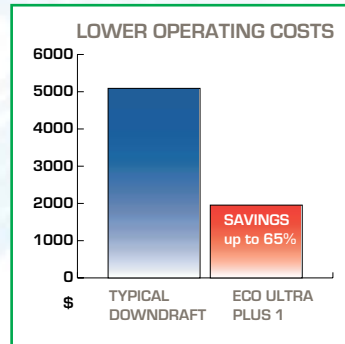
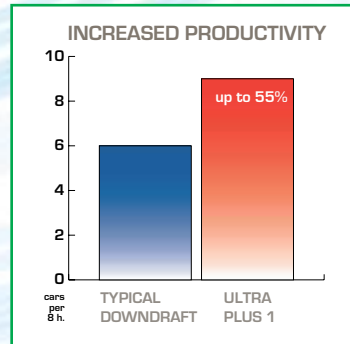
GFS' Top-Line performance waterborne and/or solvent spray booth

The ECO Ultra Plus 1

Designed to meet the needs of today's high production waterborne body shops, ECO Ultra Plus 1 is energy-efficient, ecologically friendly and the ultimate solution to waterborne coatings.

FEATURES:

- GFS' patented Controlled Airflow Ceiling [CAF] for optimized downdraft airflow.
- SmartCure control panel with programmable cure cycles for one-touch operation.
- High-Efficiency direct fired heat system with Variable Frequency Drives [VFD's].
- AdvanceCure Accelerated Airflow System for your optimum performance with low-VOC and waterborne coatings.



SPRAYBOOTH, PREP STATIONS AND PAINT MIX ROOMS



GREAT FINISHES START HERE

Why Go Green?

- GFS ECO paint booths are equipped to accommodate Waterborne Paint Systems, allowing paint to dry faster.
- Quicker drying paint saves energy costs.
- Increase productivity of up to 55% while decreasing operating costs by up to 65%.



Call for Special National Account Pricing.

With the new VOC legislation deadline just around the corner, it's time to start thinking about how your shop will handle the change.

Easily retrofitted into any booth, GFS' AdvanceCure Accelerated Airflow System is the solution for faster curing of waterborne and solvent based coatings. The recently upgraded AdvanceCure system has improved airflow velocity and more powerful motors that accelerates the airflow in the paint booth, drawing vapors out of the coating much faster, curing all types of coatings in less time. Now available in three different configurations, Corner Towers, Sidewall Towers and Low-Profile Corner Tower, you will be able to retrofit almost any booth and be waterborne ready!



i4 Inverter Resistance Spot Welder

Over 3,000 OEM Repair Screens.

i4 Log feature with downloadable data.

The system is designed to handle the difficult-to-weld materials such as Boron steels and Advanced High Strength alloys (AHSS). These new metals are rapidly becoming the material of choice among car manufactures. The i4 has an OEM programmable feature where detailed repair illustrations and customized weld programs from the OEM can be stored.

Features:

- Inverter technology, 2000Hz.
- Water-Cooled
- Fully Upgradable software stored on removable flash card.
- Senses the output current and provides consistent weld current regardless of the power source.
- Senses the voltage and auto-compensates for voltage drops.
- OEM repair procedures on-board.
- Multiple languages, change on-the-fly.
- Designed for new advanced steels: AHSS, HSS, T.R.I.P, BORON.
- 4 cable system.
- Double-Acting Spot Gun.
- Two sided spot welding.
- Single sided welding.
- X-Gun adaptive.
- Ceiling-mounted version available.
- Built-in MIG welder available (optional).



Free Pro-Pull
Dent Removal System
with purchase.



PRO SPOT
QUALITY WELDING SYSTEMS



25-Ton Capacity Air/Hydraulic Pump Operated Shop Press

Intended Use: Straightening, bending and pressing. Removing and installing gears, bearings and bushings.

Features:


- Air/hydraulic foot pump provides hands free operation.
- Pair of bed plates included.
- Self-retracting ram can slide for horizontal movement on head channel.
- Zero distortion, heavy duty structural steel frame.
- Liquid filled gauge measures ram force and internal working pressure.
- Optional equipment (Model 311-78025 Accessory Kit) can be used on this press.

FASTJACK® 1/2-Ton Capacity Telescopic Air/Hydraulic Transmission Jack

Designed for the removal, installation and transportation (in the lowered position) of transmissions and transfer cases on passenger cars, vans and light trucks that are raised by an in-ground or above-ground lift.

Features:

- Air/hydraulic foot pump provides hands free operation and easy, convenient lifting.
- Metered pump valve provides safe lowering of load.
- Fully adjustable universal saddle with hand adjustable corner brackets and safety chain.
- Safety overload system prevents jack from being used beyond its rated capacity.
- Two-stage flash chromed rams inhibit rust from entering hydraulic system.
- Wide base with four easy rolling 4" diameter polyurethane thread, swivel ball bearing caster wheels (one is a locking caster wheel) provides stability and easy maneuvering.



norco
PROFESSIONAL LIFTING EQUIPMENT

Spot Welder CTR12000 – Fully-Automatic Spot Welding Machine

Fully automatic process-regulated, multiple function spot welding machine with medium frequency inverter operation. Liquid-cooled and designed for the repair of vehicle bodywork, particularly of components made of high or maximum strength and also coated or laminated steel panels with clear quality assurance regarding welding process (welding results).

- Automatic recognition of total sheet thickness via Pulse-Sonar-System.
- Automatic recognition of material type (normal/high strength) via Virtual Generator.
- Automatic definition of nugget diameter via total energy input.
- Transformer C-spot welding gun in 10 kHz technology.
- Welding data documentation with the use of available WinSpot QS-Software.
- High output currents up to 12 kA.
- High-quality performance "spot by spot."
- Reproducible welding quality.
- Easily upgradable via USB port.



CAR-O-LINER
COMPANY



Special Offer from GMDE... Call Today!

PURCHASE
or **LEASE**
a **BD Laser!**
FREE 90 Day
Trial Period*
at **NO COST**
to you!

BD LASER



Part # offer applies to 425-9200000

Call 1-800-GM-TOOLS for details

Visit us at GMDEsolutions.com



*Dealer will be billed after 90 days
if product is not returned.
Contact GMDE for details.

BD Laser Program Purchase Price		\$6,995.00
KEYS		
Key Blank cost each (example only)		\$25.00
Keys Cut per month		20
Key Blank cost per month (based on 22 working days per month)		\$500.00
LABOR		
Shop Labor Rate		\$60.00
Labor rate per key (approx. 2-1/2 min. per key)		\$2.50
Keys cut per month		20
Labor Cost per month (2-1/2 min. to cut a key x keys cut per month)		\$50.00
PROFIT		
Key Selling Price (example only)		\$75.00
Keys sold per month		20
Subtotal		\$1,500.00
Key Blank Cost per month + Labor Cost per month		\$550.00
Key Profit per month		\$950.00
Estimated Annual Profit from Key Cutting (Key profit per month x 12 months =)		\$11,400.00
Return on Investment		7 Months
Part # offer applies to 425-9200000		



Dealer
Equipment

SEE US ON THE WEB AT www.GMDEolutions.com

TIRE STORE



Special Offer from GMDE... Call Today!

PURCHASE or **LEASE** a **BD Laser!** **FREE 90 Day** **Trial Period*...** at **NO COST** to you!

BD LASER



Part # offer applies to 425-9200000

Call 1-800-GM-TOOLS for details
Visit us at GMDEolutions.com



*Dealer will be billed after 90 days
if product is not returned.
Contact GMDE for details.

BD Laser Program Monthly Lease		\$199.00
KEYS		
Key Blank cost each (example only)		
Keys Cut per month		\$25.00
Key Blank cost per month (based on 22 working days per month)	5	\$125.00
LABOR		
Shop Labor Rate		
Labor rate per key (approx. 2-1/2 min. per key)		\$60.00
Keys cut per month		\$2.50
Labor Cost per month (2-1/2 min. to cut a key x keys cut per month)	5	\$12.50
PROFIT		
Key Selling Price (example only)		
Keys sold per month		\$75.00
Subtotal	5	
Key Blank Cost per month + Labor Cost per month		\$375.00
Key Profit per month		\$137.50
		\$237.50
Estimated Annual Profit from Key Cutting (Key profit per month x 12 months =)		\$2,850.00
Return on Investment		1 Month
Approximate Return on Investment BD Laser price \$203/monthly profit =		
Part # offer applies to 425-9200000		

EZ Code Electronic Key Machine

Designed specifically for the North American automotive key markets, the EZ Code is the answer to most key cutting requirements. Quite simply, the EZ Code is affordable, easy to use and loaded with features.

Features:

- Electronically code cut or duplicates with accuracy with one machine.
- No kits or adapters required. Machine is self contained.
- Unique automatic self calibration eliminates potential for operator error.
- All major North American and International manufacturers' key codes are preloaded.
- Preloaded and expandable database can be updated with SD memory card or with PC via USB Port.
- Key registration accounts for taper and position to allow for perfectly cut keys to OEM Manufacturers' specifications.



\$3,559⁰⁰
#74-EZCODE
List Price \$3,916.00

*For more
information on high
security keys reference
GM Tech Link article
October 2007.
Vol. 9, No. 10

Tri-Code H.S.

The Tri-Code H.S. electronic machine duplicates and cuts by code the "laser style" high security automotive keys. Designed with features considered most important by the automotive dealers, this machine is easy to operate, fast, and accurate.

FEATURES:

- Internal database of high security codes and specifications for Saturn, SAAB, and Pontiac.*
- Compensates for "worn" cuts by automatically adjusting to OEM original specifications.
- Delivers consistent, accurate and dependable results in less than 3 minutes.
- Unique three-position clamping eliminates the need for additional clamps.
- Fully updatable database via serial port and cable (supplied).
- Full three-year warranty for parts and labor (cutters not included).
- Instruction manual and video included.



\$6,799⁰⁰
#74-TRI-CODE HS
List Price \$7,223.00

SUPPLIED BY: KABA ILCO CORP.

Lista is your complete storage solutions provider for parts and service.

Your custom solution starts with Lista's tough, industrial-grade construction, supported by our lifetime warranty. And ends with exactly what you need.

Parts:

- Issue/transaction counters.
- High density drawer storage and heavy duty shelf storage.
- Essential tool storage systems.
- Industrial shelving.

Service:

- Configurable workbenches.
- Technician toolboxes with more cubic storage than the leading competitors.
- Overhead cabinets, including computer monitor storage.
- Hose reel cabinets, pump/lift control cabinets, mobile technician carts with storage garage, trash storage and more.



Call for Pricing

LISTA

making workspace work®



Duplex Two-Stage, Reciprocating Air Compressors

Available from 5 to 25 hp. Tank options of 120, 200 or 240 gallon horizontal. Working pressure up to 175 psi. Fully packaged with alternator control panel, low oil guard protection, air-cooled aftercooler, automatic drain, vibration pads, factory oil fill, 5-year pro-rated warranty and freight prepaid.



640-10HTD12UP



640-CVD9712BUP

**FREE
FREIGHT!**

Model	HP	Tank Size (gal.)	Phase/Volts	CFM @ 175 PSI	List Price	Promo Price
640-5E2HTD12UP2	5	120 Horizontal	1/230V	36	\$5,258.00	\$4,999.00
640-7E2HTD12UP2	7.5	120 Horizontal	1/230V	46.5	\$6,055.00	\$5,777.00
640-10HTD12UP	10	120 Horizontal	3/V*	68.4	\$7,084.00	\$6,759.00
640-CVD9712BUP	15	200 Horizontal	3/V*	99	\$11,345.00	\$10,799.00
640-CVD9813CUP	20	240 Horizontal	3/V*	150	\$14,516.00	\$14,183.00
640-CVD9814CUP3	25	240 Horizontal	3/V*	182.8	\$14,691.00	\$14,299.00

**SUPPLIED BY:
CURTIS AIR COMPRESSORS**

*Note: Specify voltage and pressure when ordering.

Certified IT Solutions Available Through GMDE

*Multiple Solutions to meet the
ever-changing needs of today's
service department environment!*

**PCs • Printers • Access Points
Networking Solutions**



Look for this logo on
GMDEolutions.com



- Techline Approved
- Techline Tested
- GDS Ready



Expandable Electrical Diagnostic Platform

The EXP-4311 Expandable Electrical Diagnostic Platform marks the next generation of GM handheld analyzers. So revolutionary, it makes other electrical system diagnostic tools obsolete. Allowing you to diagnose every part of the electrical system, from the battery to the starter and alternator, more accurately and decisively than ever before. This platform combines one of the largest, easiest-to-read displays in the industry with the full functions of an advanced analyzer, and data management tool...all in the palm of your hand.

Features:

Dynamic Conductance Battery Testing Technology

- Combines direct temperature measurement with deep scan technology to improve accuracy and decisiveness. (Fewer Charge & Retest Results).

Advanced Electrical System Diagnostics Featuring Digital Signal Processing

- Digital Signal Processing (DSP) provides the ability to analyze the amplitude level and frequency of the ripple pattern for improved accuracy and identification of open or shorted diodes and open-phase conditions.

Produces GM Battery Warranty Code

- The only hand held tool to produce the GM Battery warranty code.

Using the optional Amp Clamp provides an enhanced level of diagnostics

- Beyond just starter voltage drop, the EXP starter diagnostics include starter amps draw, voltage drop, start time, and starter circuit resistance resulting in more accurate results.

Enhanced Communications Capabilities

- IR printer option.
- Data card reader/writer for future upgrades.

Superior User Interface

- Large graphical screen for icons and improved explanations.
- Scroll bar capability means fewer overall screens.
- Alphanumeric keypad, icon-based menus and hot keys improve logic and flow.



MIDTRONICS

\$1,196⁰⁰
#165-EXP-4311-KIT
List Price \$1,276.00

Model:

165-EXP-4311-KIT

Includes: EXP-4311 Analyzer, 10' Battery Test Cable, Carrying Case, Stud Adapters and IR Printer.

Battery Charger/Maintainer


Midtronics PSC charger line is designed to provide clean power during flash programming (< 50 mV rms), while supporting loads and charging the vehicle's battery. This ensures uninterrupted flash reprogramming of the customer's vehicle and the battery will be returned with a higher state of charge.



\$420⁰⁰
#165-PSC-550SKIT
List Price \$450.00

Refer to the following
GM Tech Link:
PSC-550 now an
essential tool.
Nov. 2008,
Volume 10, No. 11

Carrying case
included.



Battery Diagnostic Station

Maximize Service Efficiency

Increase your service efficiency and overall customer satisfaction with the GR8-1100 from Midtronics. This all-in-one portable battery diagnostic station offers intelligent, controlled, and rapid charging combined with battery state-of-health analysis.

Routine maintenance checks are performed quickly and efficiently by identifying batteries nearing the end of their useful life before they fail out on the road.

The contoured rolling cart with detachable controller and integrated printer give you maximum flexibility for customer consultations anywhere in your shop.

Increase your battery sales and customer satisfaction scores with the Midtronics GR8.



\$1,685⁰⁰
#165-GR8-1100-GM
List Price \$1,925.00

Four Steps to Expert Service Equipment & Systems Planning at **No Cost to You!**



Detailed CAD Drawing

Includes detailed equipment and systems layout in service area as well as a lighting plan with photometric data.



Equipment & Systems Needs Assessment

Key project document detailing contact information, target launch/phase dates, building requirements and recommended shop equipment to enhance fixed operations.



Detailed Specifications and Budget

Includes detailed specifications for all major equipment called out in the Needs Assessment. Also includes a preliminary equipment & systems budget.



Project Coordination and Support

Single point of contact for service equipment and installation.



Most architects and contractors don't understand the needs of a service facility – we do!

Equipment and Systems Planning team members know service areas need to be set up to provide an optimal flow of people, equipment and vehicles into and out of the area. Because of our close partnership with the OEM, we know the GM-approved equipment – where to place it for the best usage and work flow throughout the shop and how to get it installed. *We are the experts!*

Call today to speak with an Equipment & Systems Planning Specialist!

Special lease programs available for new facilities.

Lease rates will vary. Please call for details.

Let our experts make sure your facility:

- Accommodates Future Vehicles
- Provides Layout Efficiency
- Maximizes Shop Throughput

GM

Dealer

Equipment

1-800-GM-TOOLS

GMDEsolutions.com