



Dealer Equipment

1-866-539-4248



HUNTER
Engineering Company

Tire Store



PRO-CUT

Maintenance & Repair



Vehicle Care



Body Shop



CHAMPION

General Shop

NADA CONVENTION & EXPO
FEB. 13-15, 2010
Orlando
Go to Know
Voice of the Dealer®... "Vision for Tomorrow"

SPECIAL 2010 NADA PROMO!

Visit us within the SPX Service Solutions Booth #1026 at NADA!

NADA REWARDS

- Exceptional discounts on equipment... including show specials on bundled packages.
- Increase your purchasing power with Loyalty Funds.
- Deferred Billing Options.



On-site Service Equipment and Systems Planning with Industry Experts.

Visit us within the
SPX Service Solutions
Booth #1026 at NADA!



Exceptional discounts on equipment... including
show specials on **bundled packages.**

Increase your purchasing power with Loyalty Funds!
All equipment orders **placed between now and
February 28, 2010**, will earn **3% Loyalty Funds**
towards your next purchase!*

Dealer Profitability Analysis

Receive expert advice from industry business professionals on how to make your service department a profit center.

Facility Planning Consultations

Meet with knowledgeable specialists to ensure your facility is designed efficiently to accommodate vehicles of the future and maximize shop throughput.

Service Department Integrated Solutions

Expand your diagnostic capabilities through wireless networking solutions.

**We're focused
on the future and
dealer profitability!**

**See you in
Orlando!**



*This program cannot be applied to open account or previous open orders. Loyalty funds applied to orders cannot exceed 10% of total order. All orders must be for immediate shipment, no hold orders, and cannot be combined with any other discount, promotional offer, or used on the purchase of special service tools; excluded shipping, taxes and installation. Not valid for purchase of car wash systems or paint booths. All loyalty funds expire 2/28/10.

**Take Advantage of our
Profit Bay Deferred Billing****

Purchase between \$1,000 - \$4,999 and
qualify for 60 day deferred billing.

Buy \$5,000 or more and qualify for
90 day deferred billing.

**Subject to credit approval. Cannot be combined with any other DES incentive or special offer. Payment will be due 61 days or 91 days from date of invoice.



SAVE on products from the industry's top suppliers!

See our online promo for all the hot deals:

HyundaiDealerSolutions.com/NADA

You'll find everything from this printed promotion, and MORE!

- Search by category or keyword for all the products in our catalog.
- Bookmark HyundaiDealerSolutions.com for all your equipment needs.
- View and download a PDF of the complete printed promotion.



The Complete Source for Your Service Center!

Visit **HyundaiDealerSolutions.com** and select the Service Tools tab.

You've arrived at the one place you're guaranteed to find quality shop tools at an affordable price!

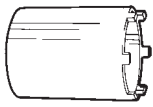

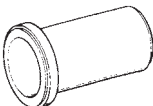

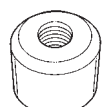
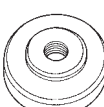
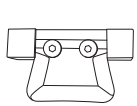
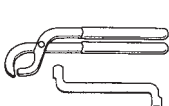




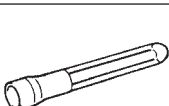
- Durable and dependable shop tools.
- Hyundai approved tools and equipment.



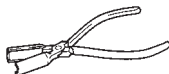

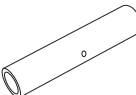
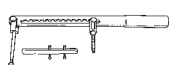

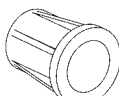
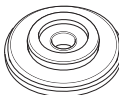


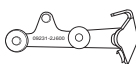
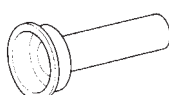
Visit **HyundaiDealerSolutions.com/NADA** for discounts on the industry's best service equipment.

The following is a concise list of all the service tools HMA requires every service department to have on hand. If you are missing some, or need more than one for your shop, all are available for individual purchase.

ENGINE

Index No.	Tool No./Description/Illustration	Application	On Hand	Order
1.	09213-33000 Balance Shaft Plug Socket 	EF, SM, Y3		
2.	09214-21000 Crankshaft Front Oil Seal Installer 	CM, JM, GK, LC, X3, Y3		
3.	09214-32000 Crankshaft Front Oil Seal Installer 	EP, XD, SM, MC, JM, NF, TG, HD		
4.	09214-33000 Front Crank Oil Seal Installer 	CM, JM, GK, SM, EF, RC, XD		
5.	09214-3K000 Crankshaft Front Oil Seal Installer 	NF		
6.	09214-3K100 Crankshaft Rear Oil Seal Installer 	NF		
7.	09215-3C000 Oil Pan Removal Tool 	UNIVERSAL		
8.	09220-2D000 Valve Clearance Adapter Tool 	JM, GK, HD, XD		
9.	09221-21000 Camshaft Oil Seal Installer 	NF, TG, MC, JM, GK, HD, LC, SM, XD, EF		
10.	09221-4A000A Torque Angle Adapter 	BH, Y2, EF, Y3, NF		
11.	09222-21100 Valve Stem Oil Seal Installer 	SM, EF, LC, RC, X3		
12.	09222-22001 Valve Stem Oil Seal Installer 	MC, JM, CM, GK, HD, XD, LC, EF, XG		
13.	09222-28200 Valve Stem Seal Installer 	BH, SM, EF, Y3, XG		

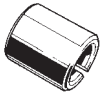
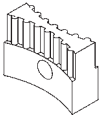
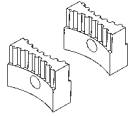
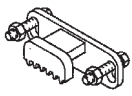
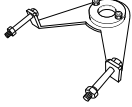

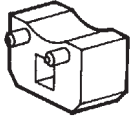

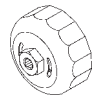

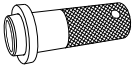
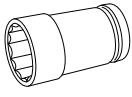
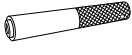

ENGINE/Cont.

Index No.	Tool No./Description/Illustration	Application	On Hand	Order
14.	09222-29000 Valve Stem Oil Seal Remover 	BH, EN, CM, NF, TG, EP, GK, XD, RC, RD		
15.	09222-32100 Valve Stem Oil Seal Installer 	EP, NF, CM, TG, MC, GK, JM, XD, SM, EF		
16.	09222-3C100 Valve Stem Oil Seal Installer 	BH, Y2, EF, Y3, NF		
17.	09222-3K000-KIT Valve Spring Compressor Kit 	ALL		
18.	09231-21000 Crankshaft Rear Oil Seal Installer 	MC, JM, HD, XD, GK, SM, EF, RD, RC, X3, Y3		
19.	09231-22000 Crankshaft Front Oil Seal Installer 	X3, LC		
20.	09231-2J300 Crankshaft Front Oil Seal Installer 	BH		
21.	09231-2J400 Crankshaft Rear Oil Seal Installer 	BH		
22.	09231-2J500 Oil Seal Installer 	BH		
23.	09231-2J600 Timing Chain Locking Tool 	BH		
24.	09231-33000 Crankshaft Rear Seal Installer 	JM, CM, GK, SM, EF, XG, Y3		


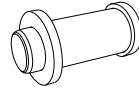
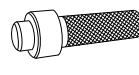
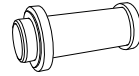
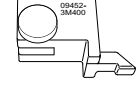
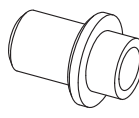


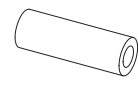

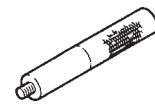
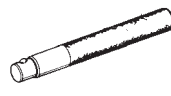
APPLICATION KEY

X1 = EXCEL (1986-89)	X2 = EXCEL (1990-94)
X3 = ACCENT (1995-99)	LC = ACCENT (2000-CURRENT)
SLC = SCOUPE (1990-94)	J1 = ELANTRA (1991-95)
RD-J2 = ELANTRA (1996-2000)	XD = ELANTRA (2001-CURRENT)
RC-COUPE = TIBURON (1997-2001)	Y2 = SONATA (1989-94)
Y3 = SONATA (1995-98)	EF = SONATA (1999-2005)
SM = SANTA FE (2001-CURRENT)	GK = TIBURON (2003-CURRENT)
XG = XG300/XG350 (2001-CURRENT)	JM = TUCSON (2005)
NF = SONATA (2006)	EP = ENTOURAGE (2007)
EN = VERACRUZ	BH = GENESIS

ENGINE/Cont.

Index No.	Tool No./Description/Illustration	Application	On Hand	Order
25.	09231-33100 Crankshaft Socket 	SM, EF, XG, GK, Y3		
26.	09231-38000 Camshaft Holder (2.4L DOHC Engine) 	ALL		
27.	09231-39000 Camshaft Locking Tool 	ALL		
28.	09231-3C300 Flywheel Stopper 	BH, Y2, EF, Y3, NF		
29.	09231-3M100 Crankshaft Pulley Holde 	BH		
30.	09231-H1100 Installer Handle 	BH, EP, TG, EN, CM, NF, XD		
31.	09244-28101 Belt Tension Socket Wrench 	ALL		
32.	09246-32000 Holding Tool 	UNIVERSAL		
33.	09263-3C100A Filter Cap Socket 	ALL		
34.	09310-3K000A Lock Ring Wrench 	ALL		
35.	09452-2J100 Oil Seal Installer 	BH		
36.	09452-2J200 Lock Nut Socket 	BH		
37.	09452-2J300 Oil Seal Installer 	BH		
38.	09452-3J100 Case Side Oil Seal Installer 	EN		

ENGINE/Cont.


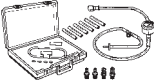

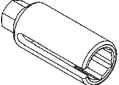





Index No.	Tool No./Description/Illustration	Application	On Hand	Order
39.	09452-3J000 HSG Side Oil Seal Installer 	EN		
40.	09452-3M100 Oil Seal Installer 	BH		
41.	09452-3M200 Oil Seal Installer 	BH		
42.	09452-3M300 Oil Seal Installer 	BH		
43.	09452-3M400 Setting Tool 	BH		
44.	09453-3J000 Oil Pump Oil Seal Installer 	EN		
45.	09453-3J000A 3.0mm Sleeve 	EN		
46.	09455-32200 Oil Seal Puller 	JM, CM, EN, RD, RC, EF, X3, Y3		
47.	09459-3J000 Oil Seal Installer (Under TCU) 	EN		
48.	09473-3J000 HSG Side Oil Seal Installer (4WD) 	EN		
49.	09500-11000 Threaded Seal Driver Handle 	SM, RC, RD, EF, X3, Y3		
50.	09500-21000 Non-Threaded Seal Driver Handle 	SM, RC, RD, EF, X3, Y3		

APPLICATION KEY

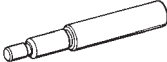


X1 = EXCEL (1986-89)
X3 = ACCENT (1995-99)
SLC = SCOUPE (1990-94)
RD-J2 = ELANTRA (1996-2000)
RC-COUPE = TIBURON (1997-2001)
Y3 = SONATA (1995-98)
SM = SANTA FE (2001-CURRENT)
XG = XG300/XG350 (2001-CURRENT)
NF = SONATA (2006)
EN = VERACRUZ

X2 = EXCEL (1990-94)
LC = ACCENT (2000-CURRENT)
J1 = ELANTRA (1991-95)
XD = ELANTRA (2001-CURRENT)
Y2 = SONATA (1989-94)
EF = SONATA (1999-2005)
GK = TIBURON (2003-CURRENT)
JM = TUCSON (2005)
EP = ENTOURAGE (2007)
BH = GENESIS

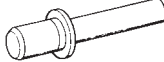
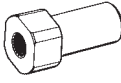
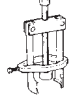
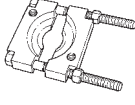
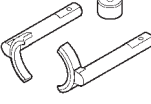
ENGINE/Cont.

Index No.	Tool No./Description/Illustration	Application	On Hand	Order
51.	J-43981-KIT Fuel Pressure Tester Kit  Consists of: J-38228 Fuel Pressure Gauge 09353-29000 Adapter Gauge 09353-34000 Fuel Pressure Gauge Adapter 09353-38000 Fuel Pressure Gauge 09353-38000-35 Fuel Pressure Gauge Adapter	ALL		
52.	J-44680 Evap Pressure Tester 	ALL		
53.	J-45722 Lock Ring Wrench 	ALL		
54.	J-46145 19mm Coolant Sensor Socket Wrench 	ALL		
55.	J-47440 Engine Support Fixture 	ALL		
56.	J-48889 Fuel Pump Removal Kit 	ALL		
57.	J-48983 Fuel Test Kit 	UNIVERSAL		
58.	MLR-8439 O2 Sensor Wrench 	ALL		
59.	ULD-300 Ultrasonic Leak Detector 	ALL		






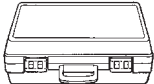
MANUAL TRANSAXLE

60.	09411-11000 Clutch Disc Guide 	NF, GK, HD, SM, XD, EF		
61.	09414-11000 Lock Pin Extractor 	RC, RD, X3, Y3		
62.	09414-11100 Lock Pin Installer 	RC, RD, X3, Y3		

MANUAL TRANSAXLE/Cont.

63.	09431-21000 Front Oil Seal Installer 	RC, RD, X3, Y3		
64.	09432-21101 Input Shaft Holder 	RD, X3, Y3		
65.	09455-21000 Bearing & Gear Puller 	SM, EF, XG, JM, CM, EN		
66.	J-22912-B Rear Pinion & Axle Bearing Puller 	ALL		
67.	J-41614-10 5th Gear Sleeve Remover Set (Use with 09455-21000) 	ALL		

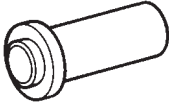
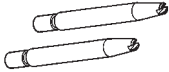

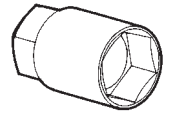
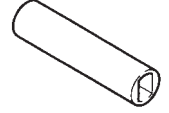


AUTOMATIC TRANSAXLE

68.	09231-3C100 Oil Seal Installer 	TG, EN, BH, EP, NF, CM		
69.	09231-3C200 Oil Seal Installer 	TG, EN, BH, EP, NF, CM		
70.	09431-21200 Oil Seal Installer 	SM, LC, XD, EF, RC, RD, X3		
71.	09431-34000 Oil Seal Installer 			
72.	09431-39000 Differential Oil Seal Installer 	JM, NF, EF		
73.	09450-AT000 ATM Tester II Kit  Consists of: 09450-38000 ATM Shift Box Tester 09450-25000 LC ATM Tester Cable J-44533 A/T Tester II Storage Case	ALL		

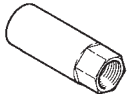
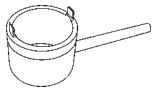


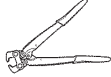
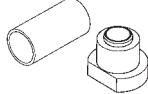
APPLICATION KEY

X1 = EXCEL (1986-89)	X2 = EXCEL (1990-94)
X3 = ACCENT (1995-99)	LC = ACCENT (2000-CURRENT)
SLC = SCOUPE (1990-94)	J1 = ELANTRA (1991-95)
RD-J2 = ELANTRA (1996-2000)	XD = ELANTRA (2001-CURRENT)
RC-COUPE = TIBURON (1997-2001)	Y2 = SONATA (1989-94)
Y3 = SONATA (1995-98)	EF = SONATA (1999-2005)
SM = SANTA FE (2001-CURRENT)	GK = TIBURON (2003-CURRENT)
XG = XG300/XG350 (2001-CURRENT)	JM = TUCSON (2005)
NF = SONATA (2006)	EP = ENTOURAGE (2007)
EN = VERACRUZ	BH = GENESIS





AUTOMATIC TRANSAXLE/Cont.

Index No.	Tool No./Description/Illustration	Application	On Hand	Order
74.	09452-21200 Oil Pump Seal Installer 	NF, CM, MC, HD, SM, RC, RD, X3, Y3		
75.	09452-21401 Guide Pins 	RD, RC, X3, Y3, EF		
76.	09454-33000 Kickdown Servo Wrench 			
77.	09454-33101-A Kickdown Servo Socket Wrench-A 	ALL		
78.	09454-39000 Reduction Socket 	ALL		
79.	TCAE 125B Automatic Transmission Tester Plus 	ALL		
80.	TCAE 125B-ACL5 AT Tester Cable 	UNIVERSAL		


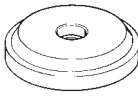
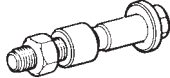
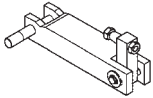

FRONT AXLE

81.	09454-39100 Reduction Socket Wrench 	ALL		
82.	09454-39200 Reduction Socket Wrench Holder 	ALL		
83.	09473-26000-35 Oil Seal Installer 	ALL		
84.	09495-22000-A C.V. Joint Remover 	ALL		
85.	09495-3K000A Band Installer 	BH, Y2, EF, Y3, NF		
86.	09500-26000 Pinion Height Gauge 	SM		

FRONT AXLE/Cont.

87.	09568-2J100 Ball Joint Puller 	BH		
88.	09568-4A000 Ball Joint Puller 	BH, Y2, EF, Y3, NF		
89.	09977-29000 Disc & Hub Bolt Remover 	BH, Y2, EF, Y3, NF		
90.	J-49024 Bushing Removal/Installation Tool Kit 	ALL		





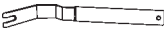
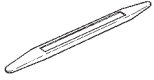


REAR AXLE

Index No.	Tool No./Description/Illustration	Application	On Hand	Order
91.	09495-33000 Bearing Remover 	ALL		
92.	09517-21000 Seal Installer 			
93.	09517-21500 Front Hub Remover & Installer 	MC, NF, TG, EP, GK, SM, LC, XD, EF, XG		
94.	09517-29000 Knuckle Arm Bridge 	MC, GK, XD, SM, LC		
95.	09532-11000 Taper Roller Bearing Puller 	RD, RC, X3, EF		


APPLICATION KEY

X1 = EXCEL (1986-89)	X2 = EXCEL (1990-94)
X3 = ACCENT (1995-99)	LC = ACCENT (2000-CURRENT)
SLC = SCOUPE (1990-94)	J1 = ELANTRA (1991-95)
RD-J2 = ELANTRA (1996-2000)	XD = ELANTRA (2001-CURRENT)
RC-COUPE = TIBURON (1997-2001)	Y2 = SONATA (1989-94)
Y3 = SONATA (1995-98)	EF = SONATA (1999-2005)
SM = SANTA FE (2001-CURRENT)	GK = TIBURON (2003-CURRENT)
XG = XG300/XG350 (2001-CURRENT)	JM = TUCSON (2005)
NF = SONATA (2006)	EP = ENTOURAGE (2007)
EN = VERACRUZ	BH = GENESIS

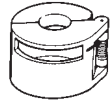
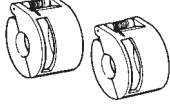
BODY & TRIM

Index No.	Tool No./Description/Illustration	Application	On Hand	Order
96.	0957A-34100-B SRS Deployment Tool 	ALL		
97.	0957A-38500 Deployment Adapter 	NF, MC, JM, TG, BH, EP, EN, CM, GK, HD, NF, SM		
98.	0957A-3F000 Dummy Adapter 	NF, MC, TG, CM, JM, BH, EN, EP		
99.	09840-1E100 Facia Remover Tool 	UNIVERSAL		
100.	09853-31000 Head Lining Clip Remover 	NF, MC, CM, HD, BH, GK, JM, XD, TG, LC, XG, EP, EN		
101.	J-2189-32 Ornament Remover 	ALL		
102.	J-43980-HMA Squeak & Rattle Repair Kit 	ALL		
103.	J-44611-KIT-A SRS II Kit Consists of: J-44681 Dummy Load Adapter 0957A-2E100 Dummy Adapter 0957A-2E200 Dummy Adapter 0957A-2E210 Deployment Adapter 0957A-3F100 Deployment Adapter 0957A-38510A Deployment Adapter 0957A-25000 Deployment Adapter 0957A-25100 Dummy Adapter 0957A-1C000 Dummy Adapter 0957A-2D100 Dummy Adapter 0957A-2D200 Deployment Adapter 0957A-29100 Dummy Adapter 0957A-38000 Diagnosis Checker 0957A-38200 Dummy Adapter 0957A-38300 Dummy Adapter	ALL		
104.	J-46274 Trim Removal Tool 	ALL		


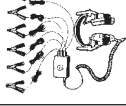






TOOL STORAGE

Index No.	Tool No./Description/Illustration	Application	On Hand	Order
105.	J-47000 Hyundai SST Storage Cabinet 	ALL		

AIR CONDITIONING

106.	09977-28000 A/C Tube Remover 3/8" 	ALL		
107.	09977-33600 (1/2", 5/8") Tube Remover 	ALL		

MISCELLANEOUS

108.	J-35616-C Pin Test Kit 	ALL		
109.	J-39570 Chassis Ears 	ALL		
110.	J-46436-A Wire Harness Repair Kit 	UNIVERSAL		
111.	J-47343 RF Detector 	ALL		
112.	J-47439 GDS Diagnostic Kit 	ALL		
113.	GR8-1200 Battery Diagnostic Station 	UNIVERSAL		
114.	TCLE 020A Wiring T Connector 	UNIVERSAL		
115.	TCLE 020C Wiring Tester 	UNIVERSAL		

APPLICATION KEY

X1 = EXCEL (1986-89)	X2 = EXCEL (1990-94)
X3 = ACCENT (1995-99)	LC = ACCENT (2000-CURRENT)
SLC = SCOUPE (1990-94)	J1 = ELANTRA (1991-95)
RD-J2 = ELANTRA (1996-2000)	XD = ELANTRA (2001-CURRENT)
RC-COUPE = TIBURON (1997-2001)	Y2 = SONATA (1989-94)
Y3 = SONATA (1995-98)	EF = SONATA (1999-2005)
SM = SANTA FE (2001-CURRENT)	GK = TIBURON (2003-CURRENT)
XG = XG300/XG350 (2001-CURRENT)	JM = TUCSON (2005)
NF = SONATA (2006)	EP = ENTOURAGE (2007)
EN = VERACRUZ	BH = GENESIS

Paint Spray Booth

SPRAYBOOTHS, PREP STATIONS AND PAINT MIX ROOMS



GLOBAL FINISHING SOLUTIONS™

GREAT FINISHES START HERE

GFS' Top-Line Performance Waterborne Spray Booth: The ECO Ultra Plus 1

NADA SPECIAL!
Get 20% OFF GFS
Recommended
Pricing.



Designed to meet the needs of today's high production waterborne body shops, ECO Ultra Plus 1 is energy-efficient, ecologically friendly and the ultimate solution to waterborne coatings.

Features:

- GFS' patented Controlled Airflow Ceiling [CAF] for optimized downdraft airflow.
- SmartCure control panel with programmable cure cycles for one-touch operation.
- High-efficiency direct-fired heat system with Variable Frequency Drives [VFDs].
- AdvanceCure Accelerated Airflow System for your optimum performance with low-VOC and waterborne coatings.

Call for Pricing

Prices Effective through March 31, 2010

• Products sold F.O.B. Shipping Point

• Steel Surcharges May Apply.

1.866.539.4248

NEW! WinAlign® 11 Fully Integrated Alignment

WinAlign 11 fully integrates the functions of the console, sensors and lift into one highly efficient alignment system.

The FIA concept represents an alignment bay design engineered to minimize steps and streamline the entire process for maximum productivity by automating manual tasks and simplifying procedures.

FIA Fully Integrated Alignment



WinAlign software includes the most extensive vehicle information database in the industry and vehicle-specific procedures to guide alignments.



Optional PowerSlide system auto-locks turnplates and slippates, removing the hassle of lock-pins.



Lift brackets store targets and adapters within arm's reach of each wheel to save steps.



Set tire pressure quickly without cumbersome hoses and gauges with optional Inflation Station.



Lift-activated cameras provide instantaneous adjustment updates.



Instantly recall specs and vehicle-specific procedures with the optional VIN bar code scanner (sold separately).

Equipment shown:

1-WA245 Console

NADA \$14,188.00
List Price \$15,296.00

1-HS401FC Sensors

NADA \$10,988.00
List Price \$11,847.00

1-RX12XL-IS Scissor Lift

NADA \$24,760.00
List Price \$26,694.00

Bar code scanner shown sold separately.

WinAlign consoles starting at \$8,859

(1-WA131 price shown)

HawkEye camera sensors starting at \$10,988

(1-HS401FC price shown)

RX alignment lifts starting at \$13,786

(1-RX-9 price shown)

RX Scissor Lift



Features:

- Space-saving design.
- Available in 9,000- and 12,000-lb. capacities.
- Optional PowerSlide auto-locking turnplates and slippates.
- Optional Inflation Station hose reels.
- Optional AlignLights under-vehicle lighting system.



Save more space with a flush-mount installation. Flush-mount installation is available for all RX models at no extra charge.

1-RX-12-L-43

NADA \$21,688.00

List Price \$23,382.00

L441 Four-Post Lift



1-L441-IS

NADA \$22,199.00

List Price \$23,970.00

Features:

- Massive 18,000-lb. lifting capacity.
- Widest runways and most powerful motor of any comparable four-post lift on the market.
- Optional PowerSlide auto-locking turnplates and slippates.
- Optional Inflation Station hose reels.
- Optional AlignLights under-vehicle lighting system.

L441 alignment lifts starting at \$14,299

(1-L441 price shown)

HUNTER
Engineering Company

Hunter has additional alignment consoles, sensors and lifts available. Contact your local Hyundai Dealer Equipment Representative for more information.

Ensure a Smooth Ride with Hunter Wheel Service Equipment



1-RF13
NADA \$12,999.00
 List Price \$14,076.00

Road Force GSP9700 machines starting at \$10,399
 (1-RF00 price shown)

Standard with Road Force and SmartWeight Balancers



Hunter's TPMSpecs presents thousands of TPMS reset procedures in a comprehensive, tech-friendly format.

- ✓ Identify each vehicle's sensor type, tools needed and OE reset procedure.
- ✓ Eliminate confusing and costly reference manuals.
- ✓ Prevent comebacks from not knowing proper procedures and techniques.
- ✓ Explain needed service with color printouts.



1-SW13
NADA \$7,999.00
 List Price \$8,848.00

SmartWeight balancing machines starting at \$5,099
 (1-SW00 price shown)

Road Force® GSP9700

Hunter's Road Force® diagnostic system performs a simulated road test on the wheel assembly to quickly identify and diagnose tire/rim-related vibration and tire-pull problems.

Exclusive Road Force features:

- The Road Force roller applies up to 1,250 pounds of pressure against the wheel assembly to detect non-balance-related issues.
- StraightTrak® LFM (Lateral Force Measurement) assesses lateral forces and provides corrective measures to minimize pull and drift problems.
- The ForceMatching® procedure cancels vibration caused by radial force variation by matching the stiffest area of a tire's sidewall with the lowest spot on a rim.

Price does not include mounting adapters. Adapters sold separately.

NEW! SmartWeight® Balancer

Hunter's SmartWeight balancer packages high-performance features in a mid-range machine to provide fast, efficient balancing service.

Exclusive Road Force and SmartWeight features:

- SmartWeight reduces wheel weight usage 30% to 40% and speeds service time with more single-spin balances.
- The HammerHead™ TDC and BDC lasers guide the operator to the precise top-dead-center and bottom-dead-center for weight placement. The HammerHead TDC laser is an optional feature and the BDC laser is standard.
- CenteringCheck® ensures a mounted wheel is properly centered for the most accurate balance.
- New balancer software supports the use of a bar code scanner to instantly access TPMS information by simply scanning the VIN. (Bar code scanner sold separately.)

TC3700 Tire Changer

Hunter's TC3700 Tire Changer handles the world's toughest high-performance tires and wheels with simple and safe operation.

- The center support clamp provides mounting range of 10 to 28 inches.
- The floating articulated mounting arm and polymer mount head reduce stress on the bead and operator.
- The hydraulic bead-loosening rollers gently roll tires off or on rims and help complete match-mounting service.
- The optional pneumatic wheel lift is available.



1-TC3710E
NADA \$9,642.00
 List Price \$10,646.00

NEW!

TCX515 Tire Changer

Hunter's TCX515 rim clamp tire changer combines a traditional design with advanced capabilities to provide superior service with simple operation.

- The twin-cylinder tabletop clamping system handles 6- to 26-inch wheels.
- The standard bead press arm helps clamp, demount and mount difficult wheel assemblies.
- The improved motor has increased torque over previous models and the fastest speed in its class.



1-TCX515E
NADA \$5,578.00
 List Price \$6,159.00

Hunter has additional tire changers, wheel balancers and accessories available. Contact your local Hyundai Dealer Equipment Representative for more information. All orders must be received at Hunter by 3/31/10, all orders must be for immediate shipment no hold orders, must ship within 90 days from receipt of order (latest ship date - 6/30/10), one 60 day extension will be allowed (latest ship date - 8/31/10), orders without definite ship dates will not be processed. NADA pricing is for car dealers only, cannot be combined with any other discount, promo or special.

HUNTER
 Engineering Company

Prices Effective through March 31, 2010

Products sold F.O.B. Shipping Point

Steel Surcharges May Apply.

1.866.539.4248

Tire Changers, Wheel Balancers and Brake Lathes

Coats 7060 Rim Clamp[®] Tire Changers

Models:

68-7060AX

Clamps wheels 6" to 22" externally, 8"-26" internally. Robotic Arm provides the power needed to change runflats and other tough tires.

NADA

\$7,119.00

List Price \$8,151.00

68-7060EX

Premium Rim Clamp Tire Changer with Electric Motor

NADA

\$7,119.00

List Price \$8,151.00



Coats 5065 Rim Clamp[®] Tire Changers

Models:

68-5065AX

Rim Clamp Tire Changer with Air Drive Motor, Pedal Actuated Two Position Bead Loosener, Extended Clamps & Acc. Box

NADA

\$5,318.00

List Price \$6,121.00

68-5065EX

Rim Clamp Tire Changer with Electric Drive Motor

NADA

\$5,318.00

List Price \$6,121.00



The Coats 5040A/E Cost-effective Rim Clamp[®] Tire Changers

Models:

68-5040A

NADA

\$3,489.00

List Price \$4,060.00

68-5040E

NADA

\$3,489.00

List Price \$4,060.00



The Coats[®] 1250 Wheel Balancer

Laser Guided Operation™ provides laser point accuracy to the user when applying Tape-A-Weight[®] for exact weight placement.

Five second cycle time displays tire imbalances fast and accurately.

Capabilities for dual operators, direct weight placement, and behind the spoke weight placement.

Adapter kit required.*

68-1250-3D-1

1-Phase

NADA \$5,324.00

List Price \$6,006.00

68-1250-3D-3

3-Phase

NADA \$5,324.00

List Price \$6,006.00

***You must order an adapter kit with each 1250-3D-1, 1250-3D-3 or XR1850. Call for details.**

68-875

Wheel Balancer

NADA \$3,698.00

List Price \$4,161.00



Coats Model APX90

Not only are the toughest jobs made easy, but the APX90 tire changer makes quick and efficient work of conventional tires and wheels, giving you maximum versatility.

The APX90 can handle nearly any application, with the ability to service wheels from 9" to 30" externally and without the need for additional adapters.

Models:

68-APX90A/E

NADA

\$11,213.00

List Price \$12,051.00

Models:

68-APX80A/E

NADA

\$10,033.00

List Price \$11,000.00

The System To Stop Comebacks!

The 68-XR1850 Wheel Balancer is designed to diagnose the hardest-to-find tire/wheel vibration problems, and help you solve them before they cause customer complaints. Diagnostic modes include both radial and lateral runout. The 68-XR1850 is fast, easy to operate, and exceptionally accurate for both simple and complex balancing jobs.

68-XR1850
NADA \$10,577.00

List Price \$11,817.00



Adapter kit required.*

Combination Drum/Disc Brake Lathe

The Ammco 4000B-SP brake lathe is simplified for today's busy shops.

It's more efficient than ever because it integrates single speed spindle and feed rates for one pass precision finishes. Technicians can turn standard work quicker and easier. The 4000B-SP uses positive rake toolbits for quality cuts you can see, time after time. No one can offer you a more rugged lathe at such a competitive price.

The result of this simplification is one of the most accurate, durable, and easy-to-use machines you could ever put in your shop.



68-4000SP

NADA \$4,195.00

List Price \$5,763.00

Inground Lifts, Two Post Lifts and Car Cleaning

SmartLift® Inground Lifts



Model 39-SL210-MP8 – 8,000 lb. capacity.

Features:

- Proven environmentally friendly design with over 47,000 units in operation and a 13-year track record.
- Completely enclosed in polymer composite housing, protecting the environment from the lift and the lift from the environment.
- Operates on only 19 quarts of fluid.
- Patented EasyAccess™ cylinder design reduces repair time by 75%.
- New MP8 option has very low profile, smaller footprint, requires less vehicle spotting time and is adjustable.

Models:

39-SL210-RA
10,000 lb. cap. with 3-stage arms

NADA \$6,934.00

List Price \$7,502.00

39-SL210
10,000 lb. cap. conventional

NADA \$6,464.00

List Price \$6,993.00

39-SL210-MP8
8,000 lb. cap., moveable pad

NADA \$6,890.00

List Price \$7,455.00

Two-Post Surface Lifts



Productivity Features:

- inbay® models include:
 - Dual controls with one-touch operation.
 - Three stage arms.
 - “Double S” column design.
- Optional higher rise.
- Conventional controls are available.



Model 39-A10i-RA
10,000 lb. capacity with optional equipment

Models:

39-A10i-RA
10,000 lb. cap. inbay with 3-stage arms

NADA \$4,136.00

List Price \$4,475.00

39-SPOA10
10,000 lb. cap. conventional

NADA \$3,499.00

List Price \$3,792.00

A surcharge of 3.2% will be added for shipping and handling.

ROTARY LIFT
The World's Most Trusted Lift



Prices Effective through March 31, 2010

Products sold F.O.B. Shipping Point

Steel Surcharges May Apply.

1.866.539.4248

NADA'S CAR WASH SPECIALISTS



Cut The Time.
Control The Cost.
Keep The Quality.

Put the finishing touch on your customer's service visit by returning their vehicle washed and clean. An automatic car wash can make vehicle cleaning a quality service in a short amount of time. With a wide variety of car wash options, Broadway Equipment can help you find the car wash system that's right for your dealership!

89-0387
Rollover Car Wash
Drive In / Back Out
NADA \$45,445.00
List Price \$49,120.00

89-0789
Rollover Car Wash
w/ Retract
NADA \$47,745.00
List Price \$51,502.00



SPACE EFFICIENT

Different models to fit almost any space

QUALITY WASH

Thirty years of proven history

QUICKER RESULTS

Complete wash in 2 minutes or less

BUYING OPTIONS

Buy, Rent, or Lease to fit your needs

COST CONTROL

Save money over hand washing

CL Challenger Lifts

2-Post Lifts

Don't turn away service business. Challenger's 2 Lifts in One™ Versymmetric® style lifts safely and properly accommodate 100% of the Top 20 Selling Vehicles. Asymmetric turn column lifts accommodate 70% of these (passenger cars and light trucks), while Symmetric lifts only accommodate 30% of these (full size pickup trucks and SUVs).

Items:

67-CL10V3
10,000 lb. Versymmetric 2-Post Lift with offset 3-stage front arms + 3-stage rear arms

NADA \$3,580.00

List Price \$4,097.00

67-CL10V3-DPC
10,000 lb. Versymmetric 2-Post Lift with Dual Pendant Controls, includes 67-10315 Stack Adapter Kit

NADA \$4,244.00

List Price \$4,736.00

67-E12
NEW 12,000 lb. Symmetric 2 post lift, includes 67-10315 Stack Adapter Kit

NADA \$3,999.00

List Price \$4,723.00

67-10314
Pair of Frame Engaging Truck Adapters

NADA \$79.00

List Price \$153.00

67-10315
Stack Adapter Kit for 10,000 lb. lifts

NADA \$125.00

List Price \$263.00

67-CL10V3-DPC
10,000 lbs. lifting capacity



67-E12
12,000 lbs. lifting capacity



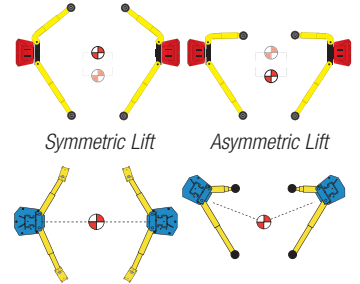
67-10314
Pair of Frame Engaging Truck Adapters



2 Lifts in One™

Versymmetric® Advantage

Versymmetric Lift



67-CL10V3
10,000 lbs. lifting capacity

Versymmetric® Plus



67-CS1020WV

Wide drive-thru accommodates more vehicles than competitors' models.

NADA \$6,534.00

List Price \$7,436.00



67-4P12EFX
12K 4-Post General Service Lift

NADA \$4,299.00

List Price \$4,946.00



67-RJ6
6K Rolling Jack, Air Over Hydraulic

NADA \$1,900.00

List Price \$2,019.00



Inground EnviroLift® with AquaVantage™


- Patented technology runs on compressed air and tap water instead of electricity and oil.
- Large 8-1/4" double walled, anodized aluminum pistons.
- 80" rise height – extra headroom over traditional in ground lifts.
- No electric motors, no high pressure cylinders.
- Fewer moving and replacement parts = less maintenance.

67-AV1020WV
10,000 lb. Inground EnviroLift with AquaVantage Technology and 3-stage front and rear arms

NADA \$8,899.00

List Price \$9,934.00

67-AV1020WV
10,000 lbs. lifting capacity w/200 PSI



EnviroLift®
with AquaVantage™

All advertised Challenger Products. 3.2% Shipping & Handling Fee.

Turning Rotors into Profits!

Automatic compensating saves time and improves technician accuracy

The PFM9.2 DRO brings Pro-Cut's legendary speed and accuracy to a whole new level. Now view the "as cut" run-out live on the digital display as the patented PFM technology adjusts to .001" or less in around 20 seconds! Call for a demo today!

Also Available:

38-PFM90.2
PFM 9.0 Brake Lathe
with two adapters

NADA \$6,795.00
List Price \$7,205.00

38-PFM92.2
PFM 9.2 Brake Lathe
with two adapters

NADA \$8,099.00
List Price \$8,593.00

FREE!

Get a **FREE Pro-Cut adapter of your choice** with purchase of any of these Pro-Cut products.

PRO-CUT
ROTOR MATCHING SYSTEMS



38-PFM90.5
PFM 9.0 Brake Lathe
with five adapters
NADA 7,299.00
List Price \$7,747.00

SAVE on products from the industry's top suppliers!

See our online promo for all the hot deals:

Visit HyundaiDealerSolutions.com/NADA

You'll find everything from this printed promotion, and MORE!



Visit HyundaiDealerSolutions.com

and select the Service Tools tab.

You've arrived at the one place you're guaranteed to find quality shop tools at an affordable price!

- Durable and dependable shop tools.
- Hyundai approved tools and equipment.



- Search by category or keyword for all the products in our catalog.
- Bookmark HyundaiDealerSolutions.com for all your equipment needs.
- View and download a PDF of the complete printed promotion.

Prices Effective through March 31, 2010

• Products sold F.O.B. Shipping Point

• Steel Surcharges May Apply.

1.866.539.4248

If your shop needs an additional diagnostic station, NOW is the time to buy!

This all-in-one portable battery diagnostic station offers intelligent, controlled, and rapid charging combined with battery state-of-health analysis.

Routine maintenance checks are performed quickly and efficiently by identifying batteries nearing the end of their useful life before they fail out on the road.

Features:

- **Diagnostic Charging Mode** – quickly and efficiently assesses the condition of the battery and charges the good ones.
- **Power Supply Mode** – maintains the battery state-of-charge during vehicle reflash programming.
- **Jump-Start Mode** – 250 amp automated jump start routing.
- Manual Mode.

165-GR8-1200KIT
Diagnostic Fast Charger
with cart

NADA \$3,254.00

List Price \$3,458.00



MIDTRONICS

Champ ZS29 Ride-on Scrubber

- 29" scrub path.
- Highly maneuverable – can turn around in a 6' aisle.
- NSS X-IQ Electronic Control System allows the operator to monitor all machine functions.
- Ergonomic design means less fatigue and greater operator comfort.



313-7602960
Champ 2929
w/225 Amp. Battery

NADA \$14,190.00

List Price \$14,691.00

313-7602950
Champ 2929
w/325 Amp. Battery

NADA \$14,745.00

List Price \$15,265.00

FREE!
*Sidewinder 27
Mechanical Sweeper
(313-6306302)
with purchase
– a \$730 Value*



Also Available:

313-7603542
Champ 3529

NADA \$15,565.00

List Price \$16,114.00

313-3302204
Wrangler 3330

NADA \$10,134.00

List Price \$10,745.00

313-2708264
Wrangler 2730

NADA \$9,027.00

List Price \$9,572.00

313-2602511
Wrangler 2625

NADA \$8,116.00

List Price \$8,605.00

Wrangler 2016 20" Floor Scrubber

- 16-gal. solution tank, 17-gal. recovery tank.
- Rugged, rotocast polyethylene construction.
- Variable-speed wheel-drive model available.
- Quiet operation.
- Includes tool kit to clean corners.

313-2302051

NADA \$6,349.00

List Price \$6,732.00



Service Advisor Podiums and Chargers

Harloff Standing-Style Service Advisor Podiums

Harloff standing-style Service Advisor Podiums offer you the following benefits for the dealer service lane:

- Less expensive option compared to custom construction.
- Mounted on wheels for flexible placement.
- Powder-coated metal body endures the impact of weather and cleaning.
- Laminated top and central shelf provides comfortable work area for Service Advisors.
- Attractive modern appearance.
- Two top styles and numerous accessories.
- Available in 13 standard paint colors and multiple laminate finishes.
- Delivered Fully Assembled/Made in the USA.

472-P4944

Service Podium with Cutaway Top—Includes pull-out keyboard tray and locking drawer.

NADA \$1,458.00

List Price \$1,840.00

472-P4944SA

Service Podium with Cutaway Top—Includes Service Advisor label applied, pull-out keyboard tray and locking drawer.

NADA \$1,516.00

List Price \$1,904.00

472-P4945

Service Podium with Full Top—Includes 3 compartment organizer and locking drawer.

NADA \$1,528.00

List Price \$1,932.00

*All models identified above are single units.
All podiums are 46.5"H x 44" W x 29" D*

472-P4945SA

Service Podium with Full Top—Includes Service Advisor label applied, 3 compartment organizer and locking drawer.

NADA \$1,587.00

List Price \$2,000.00

472-P4945DR

Service Podium with Full Top and locking doors—Includes 3 compartment organizer, pull-out keyboard tray and locking drawer.

NADA \$1,705.00

List Price \$2,025.00



Starting System

"Kwik-Start" vehicles anywhere without AC power! On-board starter battery gives more cranking power than any fast charger – up to 1100 Amps cranking power! Will re-charge battery up to 20 times faster than hand-carried units! Requires Heavy Duty 12V Battery (not included).

110-6127

NADA \$394.00

List Price \$457.00



Professional Fast Charger

UL and cUL tested safe for indoor and outdoor use. "Safe in Any Weather." This charger has a high cranking assist of 250 Amps to better start vehicle and offers a UL continuous rating of 70/60/30 Amps for peak performance. Made in USA.

110-6012

NADA \$305.00

List Price \$354.00



Prices Effective through March 31, 2010

• Products sold F.O.B. Shipping Point

• Steel Surcharges May Apply.

1.866.539.4248

Modular Workbenches, Air Compressors and Refrigerated Dryers

NEW PRODUCT! SHURETECH[®] BENCH SYSTEM

Shure Manufacturing Corporation's SHURETECH[®] Bench System is a modular and versatile system that can meet the workbench and tool storage requirements for any shop environment. Customers can also design their individual SHURETECH[®] workstation.

Features:

- Design your own system or choose from six 8' Configurations or ten 16' Configurations.
- All lower cabinets are approx. 39-1/8"H (Height includes leg levelers and bench top).
- Bench tops are stainless steel over wood core, 29"D.
- Upper storage cabinets include a 2' computer monitor enclosure with retractable door and keyboard/mousepad stand.
- Tool cabinets have 400lb. drawer capacity.
- Storage cabinets include swing-out doors and locks.
- Stainless steel utility chase panels, rubber mats, technician task lights and leg levelers are included.
- Lift power unit concealment cabinet compatible with Rotary and Challenger in-ground lifts.
- Powder coat paint finish – Choose from 22 Shure Signature Colors.
- Other configurations available or customize your own SHURETECH[®] workstation!



17-ST5-D3



17-ST5-S1

Call for Pricing

Shure[®]

Champion Duplex Air Compressors and Refrigerated Dryers

Duplex air compressors are for extra air delivery when you need it without wasted space. Duplex air compressor systems allow your application the flexibility of single operation, alternating between compressors, or duplex operation to meet high air demand.

The flexibility engineered into every CRN dryer allows you to satisfy your air-quality requirements with a single package. CRN air dryers ensure you of a stable 38°F ±4° pressure dew point.

Duplex Air Compressor Features:

- Utilize 2 two-stage splash-lubricated compressor pumps.
 - Mounted on a single horizontal receiver.
 - Two mounted starters and one alternator.
 - Two NEMA-rated electric motors.
 - Two air-cooled After-Coolers.
 - Vibration isolator pads.
 - Automatic tank drain.
 - Dual control (15HP and above)
- WARRANTY:** 5 year limited on compressor bare, receiver and electric motor.



Refrigerated Dryer Features:

- Four levels of intelligence controls.
 - Combination separator/filter.
 - Copper heat exchangers.
- WARRANTY:** 2 years complete dryer, 5 years on heat exchanger

Models and Specifications:

Compressor Model	Description	List Price	NADA Price
27-HR5D12ADV-230-1	5HP Duplex Advantage, 120 gal, 33 CFM, 1 ph	\$5,450.00	\$5,125.00
27-HR5D12ADV-230-3	5HP Duplex Advantage, 120 gal, 33 CFM, 3 ph	\$5,150.00	\$4,712.00
27-HR7D12ADV-230-1	7.5HP Duplex Advantage, 120 gal, 51.6 CFM, 1 ph	\$7,083.00	\$6,480.00
27-HR7D12ADV-230-3	7.5HP Duplex Advantage, 120 gal, 51.6 CFM, 3 ph	\$6,724.00	\$6,151.00
27-HR10D24ADV-230-3	10HP Duplex Advantage, 240 gal, 69.6 CFM, 3 ph	\$7,400.00	\$6,770.00
27-HRA15D24PKG-230-3	15HP Duplex Fully Packaged, 240 gal, 107.4 CFM, 3 ph	\$11,654.00	\$10,662.00
27-HRA25D24PKG-200-3	25HP Duplex Fully Packaged, 240 gal, 180.2 CFM, 3 ph	\$15,944.00	\$14,938.00

Dryer Model	Description	List Price	NADA Price
27-CRN35A1	35 CFM, 115 Volt	\$1,280.00	\$1,099.00
27-CRN50A1	50 CFM, 115 Volt	\$1,772.00	\$1,517.00
27-CRN75A1	75 CFM, 115 Volt	\$2,150.00	\$1,963.00
27-CRN100A1	100 CFM, 115 Volt	\$2,218.00	\$2,025.00
27-CRN200A3	200 CFM, 230 Volt	\$3,775.00	\$3,454.00

- 1) Specify voltage when ordering. 208/1ph and 460/3ph units require voltage conv. kit.
- 2) Please reference concession number TRB111009 upon ordering
- 3) All above configurations include: ODP Motors, Mounted NEMA 1 Starters, ACAC, ATD, VI, LOLS, DC (15HP and up).
- 4) Please contact factory for any variation of standard packages shown above.
- 5) Mass. Code tank fittings available.
- 6) California approved frame available.

CHAMPION[®]

Four Steps to Expert Service Equipment & Systems Planning at **No Cost to You!**



Detailed CAD Drawing

Includes detailed equipment and systems layout in service area as well as a lighting plan with photometric data.



Equipment & Systems Needs Assessment

Key project document detailing contact information, target launch/phase dates, building requirements and recommended shop equipment to enhance fixed operations.

Detailed Specifications and Budget

Includes detailed specifications for all major equipment called out in the Needs Assessment. Also includes a preliminary equipment & systems budget.

Project Coordination and Support

Single point of contact for service equipment and installation.



Most architects and contractors don't understand the needs of a service facility – we do!

Equipment and Systems Planning team members know service areas need to be set up to provide an optimal flow of people, equipment and vehicles into and out of the area. Because of the close partnership with the OEM, we know the Hyundai-approved equipment—where to place it for the best usage and work flow throughout the shop and how to get it installed. *We are the experts!*

Call today to speak with an Equipment & Systems Planning Specialist!

Special lease programs available for new facilities.
Lease rates will vary. Please call for details.

1-866-539-4248

Let our experts make sure your facility:

- Accommodates Future Vehicles
- Provides Layout Efficiency
- Maximizes Shop Throughput



HYUNDAI

HyundaiDealerSolutions.com

Visit us within the
SPX Service Solutions
Booth #1026 at NADA!



The Leader in Providing Specialized Service Solutions to...

- Increase Shop Efficiency with state-of-the-art Capital Equipment
- Improve Service Department Return with our Profit Bay Solutions
- Reduce vehicle downtime with Special Service Tools and Diagnostic Solutions
- Maximize shop throughput with our Dealer Profitability Analysis

NADA Rewards:

- Exceptional discounts on equipment... including show specials on bundled packages
- Increase your purchasing power with Loyalty Funds
- Deferred Billing Options
- On-site Service Equipment and Systems Planning with industry experts

We're focused on the future and dealer profitability!



See you in Orlando!



Visit HyundaiDealerSolutions.com/NADA for the latest promotions!

HYUNDAI
 Dealer Equipment
 5775 Enterprise Drive
 Warren, MI 48092-3463

Promo #HY09-352

Limited Time Offer...
 Loyalty Funds incentive now
 extended until February 28, 2010!
ACT NOW!
 Use your loyalty funds at NADA!
 See inside for details!

Visit us
 within the SPX
 Service Solutions
 Booth #1026
 at NADA!

NADA CONVENTION & EXPO
 FEB. 13-15, 2010
 Orlando
 Go to Know
 "Voice of the Dealer"... "Vision for Tomorrow"

ROTARY LIFT
 The World's Most Trusted Lift

39-SL210-MP8

Save \$565

HUNTER
 Engineering Company

1-RF13

Save \$1,075

BROADWAY
 EQUIPMENT
 COMPANY

89-0789

Save \$3,750